

Features

- Silicon Carbide Schottky Barrier Diode
- Small die size
- Low IR
- High-Recovery Speed

Applications

- Switch mode power supplies
- Power Factor Correction
- Secondary Side Rectification
- PV Power Conditioners

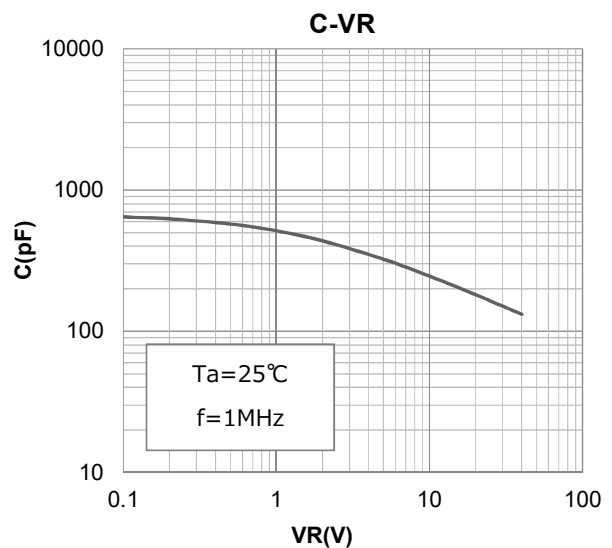
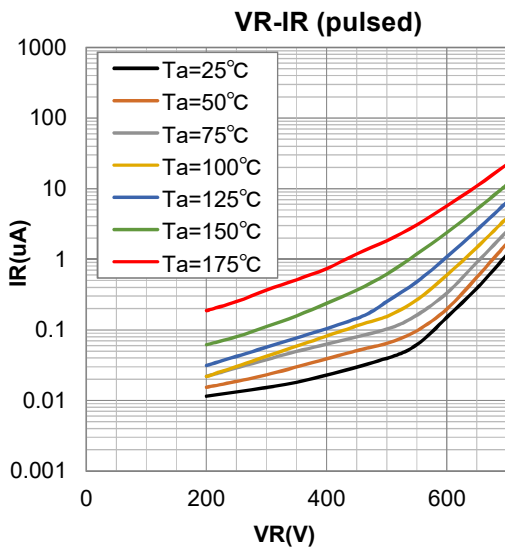
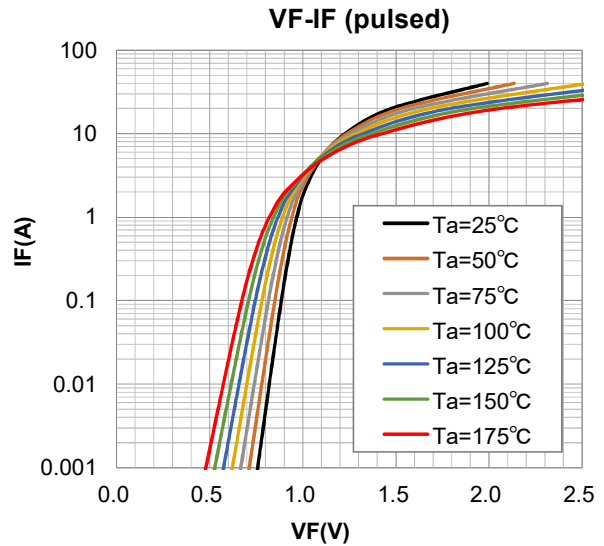
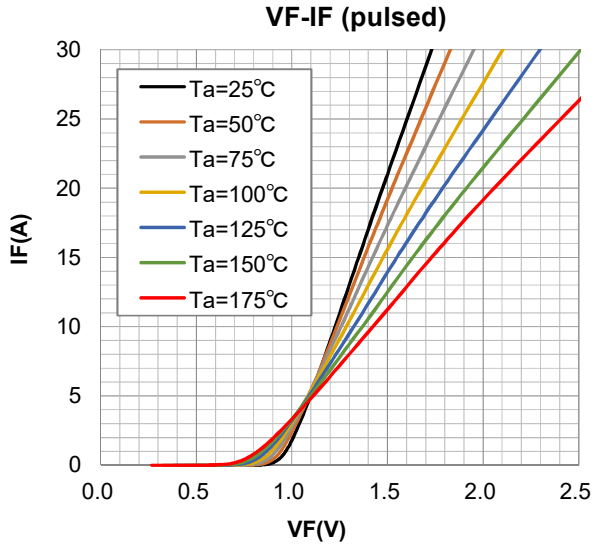
Maximim Ratings (Ta=25°C) (in case of TO-220 PKG)

Parameter	Symbol	Conditions	Limit	Unit
Repetitive peak reverse voltage	V _{RM}		650	V
Reverse voltage (DC)	V _R		650	V
Forward current (DC)	I _F		20	A
Surge no repetitive forward current	I _{FSM}	10ms Sinusoidal	100	A
Junction temperature	T _j		175	°C
Storage temperature	T _{stg}		-55 to +175	°C

Electrical Characteristics (Ta=25°C) (in case of TO-220 PKG)

Parameter	Symbol	Condition	Min.	Typ.	Max.	Unit
DC blocking voltage	V _{dc}	I _R =100uA	650	-	-	V
Forward voltage	V _F	I _F =20A, Ta=25°C	-	1.47	1.91	V
		I _F =20A, Ta=150°C	-	1.91	-	V
		I _F =20A, Ta=175°C	-	2.06	-	V
Reverse current	I _R	V _R =650V, Ta=25°C	-	0.4	400	uA
		V _R =650V, Ta=150°C	-	5	-	uA
		V _R =650V, Ta=175°C	-	11	-	uA
Total capacitance	C	V _R =1V, f=1MHz	-	514	-	pF
Total capacitive charge	Q _C	V _R =400V, di/dt=350A/us	-	47	-	nC
Switching time	t _c	V _R =400V, di/dt=350A/us	-	25	-	nS

Electrical Characteristics curves (in case of TO-220 PKG)



NOTE

- 1) This document is for reference only.
- 2) Please request for the specification sheet before use.
- 3) Since the products are in wafer form, the values in this document are for reference only.
- 4) Although we strive to improve the quality of our products, they may malfunction or fail. When using this product, please implement a safety design suitable for the system within your responsibility.
- 5) Although this document has been prepared with great care, we assume no responsibility for any damages incurred due to errors in the provided information.
- 6) If the operating environment (e.g., high temperature, high voltage, high current) is severe, the reverse current may become excessively large and the device may be destroyed due to the increased reverse
- 7) The absolute maximum ratings must not be exceeded even momentarily. Do not exceed the absolute maximum ratings for any of the multiple ratings.
- 8) In particular, when evaluating or using the product in a resin-encapsulated package or in a sealed environment, be sure to measure the temperature and confirm that the maximum junction temperature designated as the maximum ratings is not exceeded.
- 9) The products described in this document are intended for use in general electronic equipment (e.g., AV equipment, OA equipment, home appliances).
- 10) This product is not intended for use in products whose manufacture, use, or sale is prohibited by domestic or foreign laws or regulations.
- 11) Do not use the information contained in this document or this product for the purpose of developing destructive weapons for military use.
- 12) When exporting this product, please comply with applicable export laws and regulations and follow the necessary procedures.
- 13) The information in this document is subject to change without notice.
- 14) The process flow and process conditions of this product are subject to change without notice.