

Silicon NPN transistor epitaxial type C5993

[Applications]

UHF converter
Local oscillator

[Feature]

High transition frequency $f_T = 3.2\text{GHz}$ (typ.)
Low output capacitance $C_{ob} = 0.8\text{pF}$ (typ.)

[Absolute maximum ratings (Ta=25C)]

| Characteristic | Symbol | Maximum ratings | Unit |
|---------------------------|--------|-----------------|------|
| Collector-base voltage | VCBO | 20 | V |
| Collector-emitter voltage | VCEO | 11 | V |
| Emitter-base voltage | VEBO | 3 | V |
| Collector current | IC | 50 | mA |
| Junction temperature | Tj | 150 | C |
| Storage temperature | Tstg | -55 to 150 | C |

[Electrical characteristics (Ta=25C)]

| Characteristic | Symbol | Min. | Typ. | Max. | Unit | Conditions |
|--------------------------------------|----------|------|------|------|------|----------------------------|
| Collector-base breakdown voltage | BVCBO | 20 | - | - | V | IC= 10uA, IE= 0A |
| Collector-emitter breakdown voltage | BVCEO | 11 | - | - | V | IC= 1mA, IB= 0A |
| Emitter-base breakdown voltage | BVEBO | 3 | - | - | V | IE= 10uA, IC= 0A |
| Collector cut-off current | ICBO | - | - | 0.5 | uA | VCB= 10V, IE= 0A |
| Emitter cut-off current | IEBO | - | - | 0.5 | uA | VEB= 2V, IC= 0A |
| DC current gain | hFE | 56 | - | 180 | - | VCE= 10V, IC= 5mA |
| Collector-emitter saturation voltage | VCE(sat) | - | - | 0.5 | V | IC= 10mA, IB= 5mA |
| Transition frequency | fT | 1400 | 3200 | - | MHz | VCE= 10V, IE= -10mA |
| Collector output capacitance | Cob | - | 0.8 | 1.5 | pF | VCB= 10V, f = 1MHz, IE= 0A |
| Feedback capacitance | Cre | - | 0.55 | 1.3 | pF | VCB= 10V, f = 1MHz, IE= 0A |

Notice 1) These are measured data of transistors assembled by PHENITEC SEMICONDUCTOR Corp. and are for reference only.

Notice 2) The contents described herein are subject to change without notice.

No. C5993-20100112

Fig.1 hFE - IC
at VCE= 10V, Ta= 25C

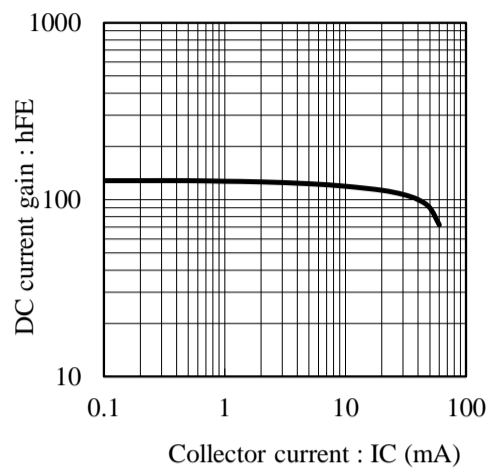


Fig.2 VCE(sat) - IC
at IC/IB= 2, Ta= 25C

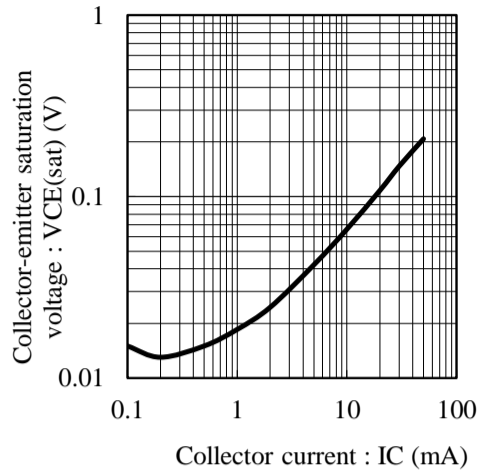


Fig.3 fT - IE
at VCE= 10V, Ta= 25C

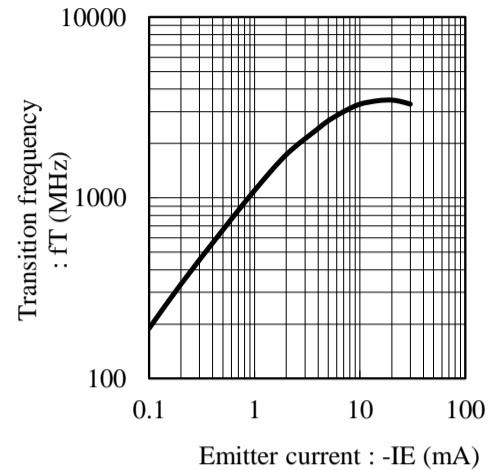


Fig.4 Cob - VCB
at f= 1MHz, Ta= 25C

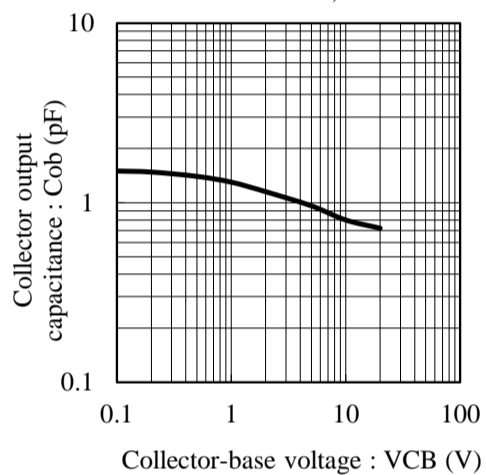


Fig.5 Cre - VCB
at f=1MHz, Ta= 25C

